


MODEL T3A-PMB

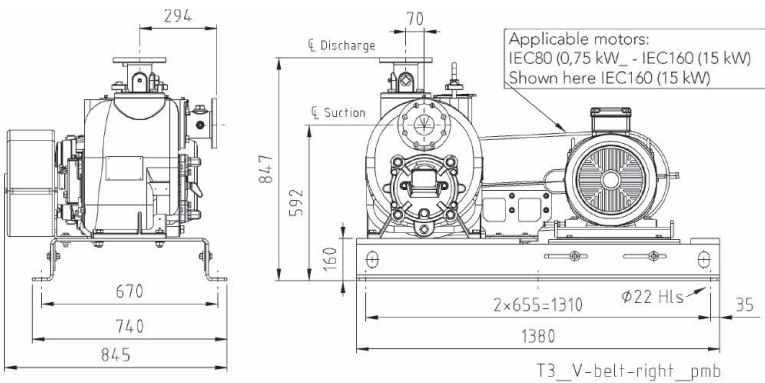
HORIZONTAL BELT DRIVE (MOTOR RIGHT)



PUMP SPECIFICATIONS

- Size:** 80 mm x 80 mm DIN 2527 (PN16) Flanged.
- Casing:** Gray Iron 30. Maximum Operating Pressure 5,93 Bar.*
- Semi-Open Type, Two Vane Impeller:** Ductile Iron 65-45-12. Handles 63,5 mm Diameter Spherical Solids.
- Impeller Shaft:** Alloy Steel 4150.
- Shaft Sleeve:** Alloy Steel 4130.
- Seal:** Cartridge Type, Mechanical, Oil-Lubricated, Double Floating, Self-Aligning. Tungsten Titanium Carbide or Silicon Carbide Rotating and Stationary Faces**. Stainless Steel 316 Stationary Seat. Fluoro-carbon Elastomers (DuPont Viton® or Equivalent). Stainless Steel 18-8 Cage and Spring. Maximum Temperature of Liquid Pumped 71°C.*
- Replaceable Wear Plate:** Carbon Steel 1015.
- Removable Adjustable Cover Plate:** Gray Iron 30; 16 kg.
- Flap Valve:** Neoprene w/Nylon and Steel Reinforcing.
- Seal Plate:** Gray Iron 30.
- Bearing Housing:** Gray Iron 30.
- Radial and Thrust Bearings:** Open Single Row Ball.
- Bearing and Seal Cavity Lubrication:** SAE 30 Non-Detergent Oil.
- Flanges:** Gray Iron 30.
- Gaskets:** Buna-N w/Compressed Synthetic Fibers, Vegetable Fiber, PTFE, Cork and Rubber.
- O-Rings:** Buna-N.
- Hardware:** Standard Plated Steel. Brass Pressure Relief Valve. Bearing and Seal Cavity Oil Level Sight Gauges.
- Models available in different materials:** T3A3S-B /FM, T3A60S-B /FM, T3A61S-B /FM, T3A71S-B /FM, T3A75S-B /FM and T3A65S-B /FM***

MODEL T3A-PMB



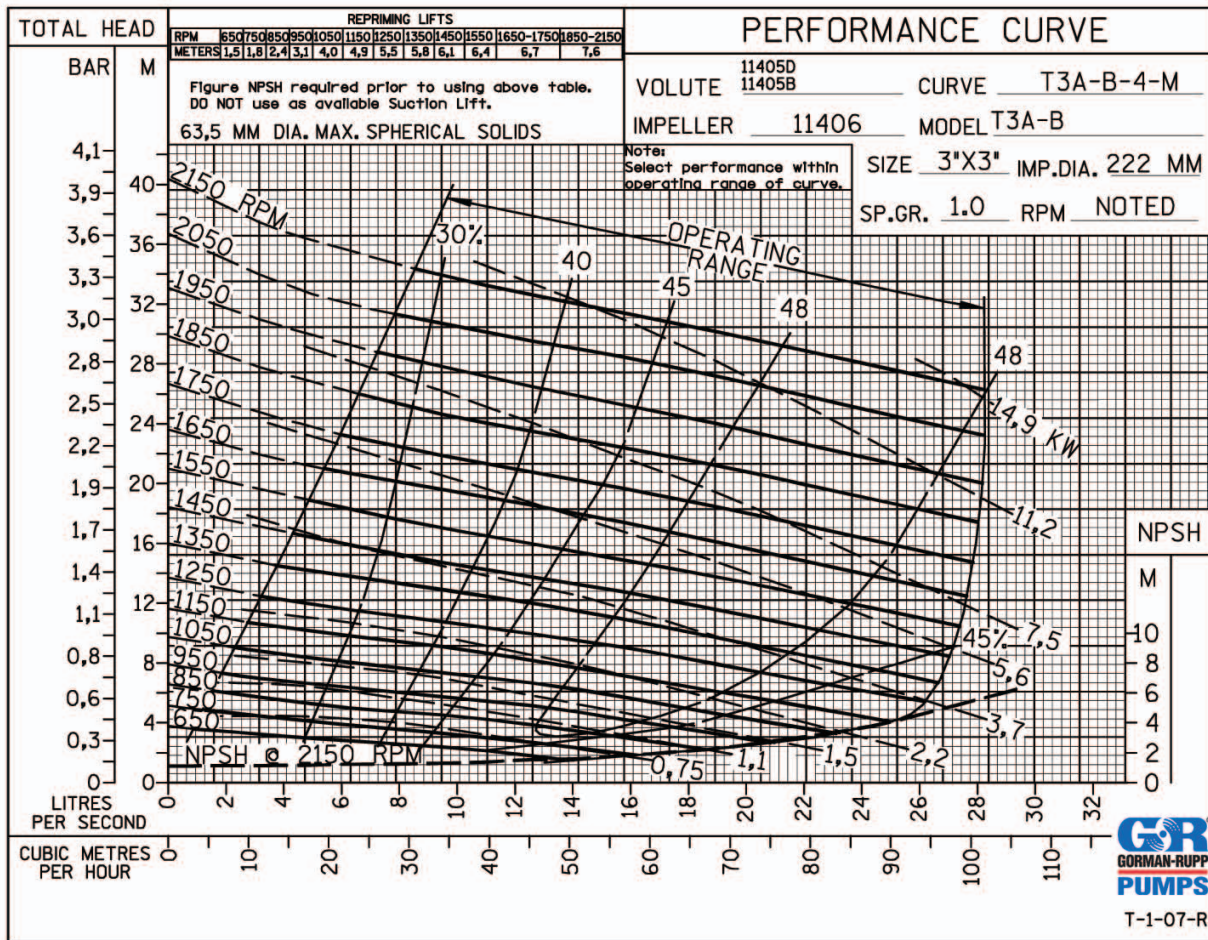
Optional Equipment: Self-Cleaning Wear-plate, Pump Drain Kit, High Pump Temperature Shutdown Kit, 240V Casing Heater, Suction and Discharge Gauge Kit, Discharge Check Valve, Automatic Air Release Valve.

* Consult Gorman-Rupp Europe for applications exceeding maximum pressure and/or temperature indicated.

** See Pump Specification data sheet for the specific seal face material of construction.

*** Refer to The Gorman-Rupp Specification sheet for details on the available pumps. Premium materials subject to a price adder.

Specifications and illustrations are subject to change without notice / © Copyright by Gorman-Rupp Europe 2015.



MOTOR DIMENSIONS

W22 - PREMIUM EFFICIENCY			
pole	IV	1500rpm	50Hz
voltage	380V	400V	415V
output (kw)	dimensions w x l x h (mm)	weight (kg)	frame
15	329 x 642 x 424	145	160L
11	329 x 598 x 424	109	160M
7,5	271 x 490 x 350	78	132M
5,5	271 x 452 x 350	69	132S
4	222 x 393 x 304	44	112M
2,2	199 x 376 x 267	31,5	100L
1,5	179 x 329 x 247	23	90L
1,1	179 x 304 x 247	19,5	90S
0,75	159 x 276 x 219	14,5	80

MOTOR SPECIFICATIONS

Standard Features

- Three-phase, multivoltage, IP55, TEFC;
- Premium efficiency - complying with IE3 efficiency levels according to IEC60034-30;
- Number of Poles: 4*
- Mounting: B3T;
- Voltage: 220-240/380-415V / 380-415/660V;
- Class "F" insulation ($\Delta T=80K$);
- Continuous duty: S1;
- Design N;
- WISE® (WEG Insulation System Evolution) insulation system - Suitable for inverter duty applications*;
- Ambient temperature: 40°C, at 1000 m.a.s.l.;

- Squirrel cage rotor / Aluminium die cast;
- V'Ring seal for frames 63 to 200L;
- Stainless steel nameplate AISI 316;
- Metric threaded cable entries on the terminal box;
- Color: RAL 6002 - Green.

*For additional details about Inverter operation, please contact our technical support.

*Special Insulation for voltage above 575V

Optional Available

- Degree of Protection: IP56, IP65, IP66, IPW56, IPW65 or IPW66

UPDATED PMB FRAME

Steel: S235JRG2, powder coated finish.
Zinc plated hardware + nuts.

